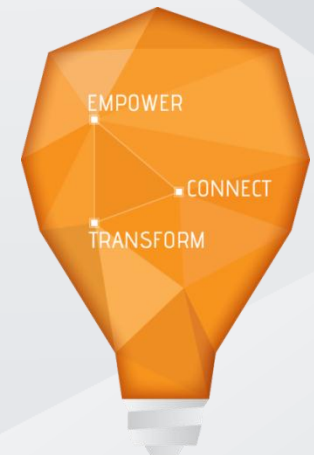


2014

2015

# Briefing on ePortfolios (for outbound exchange)

Centre for Learning, Teaching and Technology (LTTC)  
ePortfolio Team/ 2014-15



**e-LEARNING**  
IN HIGHER EDUCATION




# What is an ePortfolio?



## Portfolio:

A collection of folders that document all your best artifacts



## ePortfolio:

A digital collection of files that document all your best artifacts on the e-platform, accessible by all devices



# For students: manage your learning



Document, Reflect and Showcase your learning process and outcomes

**Document** Interesting experiences along your journey

**Reflect** on your valuable experiences

**Showcase** what you have learnt from the trip



# Engage in reflective learning with ePortfolios



How do these learning activities related to my personal learning/ personal growth?

Any improvements on your

Problem Solving Skills  
Critical Thinking Skills  
Creative thinking Skills  
Ethical Decision Making  
Oral and Written Communication  
Social Interaction Skills  
Global perspectives

- ✓ Set your learning goals
- ✓ Plan
- ✓ Act
- ✓ Observe
- ✓ Reflect



# Reference (IO)



## Profile information

This profile info will be replaced by yours



- First name: ePortfolio
- Last name: Team
- Email address: eportfolio@ed.edu.hk

## Programme Information

Host Institute: Marquette University

Year of Study: Year 2

Start Date: 01/01/2012

Length of Stay: 5.5 months

## Where is Marquette University



## Different between HKIEd and Marquette University



*Suggest student update daily/ weekly/ monthly to report what they have experienced, what they have learnt or anything they feel about the exchange programme.*

Students in USA were more encouraged to speak out. They would like to express their views during lectures, regardless of the number of students there. It was a different situation in Hong Kong. Hong Kong students normally stay behind and consult the lectures rather than consulting in front of the whole class.

There were no fines for late return of library books in the Marquette University. They only charged for 3- hour or 7-hour loan items.

## Testimonial / Self-reflection

*(around 200 words in English)*

The five and a half months in the United States is like the most craziest time in my life. It is not just because I travelled many places in the State but also a priceless journey to discover my true self. Exchange program makes me become more independent and self-discipline. You will never know what you are really capable of when you have to fend for yourself. It also grants me the courage to meet new people and experience new thing. How does it feel when you drink plenty of shots and several glasses of vodka in your roommate overnight birthday party (but in another day, you need to catch the flight to New York City? One more thing is you are not even finished packing). The most valuable thing is that I am now equipped a heart with appreciation of various cultures among different ethnicities and the creation of God. What's more? I still keep contact with friends all over the world, they are from France, Beijing, U.S, Belgium, Spain and even Egypt. They are all beautiful because we treat each other more than just friends but a family. All in all, the most important message I learn through the exchange program is a global vision. Such eyesight makes me care more about the history and culture of each single place in the world. To be a responsible global citizen, we have the duty to protect them and help the community if we can. Lastly, where did I visit and what did I do? Hollywood sign, sin city - Las Vegas, Grand Canyon, State of Liberty, Empire State of Building and many more. All checked!!! Any other crazy thing? Skydived from 14,500 feet in the sky. Well... I survived! Thanks God, my family, The HKIEd, International Office and also my friends. Without all your support, my dream and my life will not be completed.

## Photos



- ✓ Profile Information
- ✓ Programme Information
- ✓ Suggest student to update daily/ weekly or monthly to report what they experienced, what they have learnt or anything they want to express about the exchange programme
- ✓ Testimonial/ Self-reflection (around 200 words in English)
- ✓ Photos

# Reference (GCA)



## 交換生計劃 - 東北師範大學(Sample of GCA)

by ePortfolio Team

### Profile information

- First name: ePortfolio
- Last name: Team
- Email address: eportfolio@ied.edu.hk



### 計劃資料

大學: 東北師範大學  
日期: 2014/15學年第一學期  
科目: 人體結構與健康

### 所見所聞 (in English or Chinese)

*Suggest students to update monthly to report what they have experienced, what they have learnt or anything they want to express about the exchange programme.*

親身體會了內地和香港兩地教學和學習文化的不同: 如, 教師的課堂風格, 學生的學習態度。

感受最深的就是, 當地的學生上課都非常準時, 並且上課時都非常認真的做筆記。對於教師佈置的課後功課, 都會一絲不苟的完成。且透過這次交流, 結交了許多新的朋友, 有當地的北京同學, 也有一些外國留學生。

學習和旅遊兩不誤。感受到了北京的飲食/旅遊文化等。瀏覽了北京不少名勝古跡, 如: 故宮, 頤和園等, 增加了見聞。在體會北京文化的同時, 也會聯繫香港的文化, 進行文化的對比和交融, 使自己對不同的文化有了更多的認識。

### Testimonial / Self-reflection



*(Around 200 words in English or Chinese)*

剛到長春時, 讓我最深刻和感動的就是, 我們是凌晨到達的飛機, 但東北師範大學卻非常體貼地讓人來接我們, 我們本以為要在機場留到早上的說, 那時候真的特感動。到了學校大家都有在擔心住的問題, 可老師也非常細心地為我們安排好一切, 住是住學校裡最好的地方, 那時候真的感覺自己很幸運能在東北師範大學學習一個學期。無論是住的地方, 或是避科的方法, 學校的安排都是很好的。記得第二天的時候, 夏老師就為我們解釋避科的問題, 還為我們介紹了師兄師姐, 他們都很主動, 能為我們解決很多避科上的問題。晚上和老師們吃的那頓飯也讓我學習和了解了很多和東北有關的事情。東北人是那麼的大方, 那麼的爽快。還有, 我就感覺第一頓東北菜是那麼的好吃!

學習方面, 由於我要讀的都是通識科, 因此選了幾科與教育學院相似的科目。這些科目有關於科學知識的、有關於健康的、還有關於美術的。各科的老師都很好, 由於我們時間問題而不能參加考試, 他們都作出適當的處理方法, 我們只要交論文便可以了。但論文的寫法很不同, 幸好有師姐的幫助, 我們就了解到要怎麼寫, 還獲得了不錯的分數呢! 學習過程令我獲益良多, 亦對日後的教育工作很有幫助, 而且還認識了很多新朋友呢!

另外, 我們在空閒的時間到了東北的很多的地方旅行, 如青島、哈爾濱等..... 旅程讓我們大開眼界, 正所謂讀萬卷書不如行萬里路, 原來世界是那麼的大! 旅程中我和朋友的關係變得更緊密! 其實東北菜也蠻好吃的, 有機會還會再吃的! 而東北雖然是零下的溫度, 但其間慢慢習慣了也沒有想像中的冷。我們還因為可以第一次看見雪而感到興奮和高興呢!

✓ Profile Information

✓ Programme Information

✓ Suggest student to update monthly - to report what they have experienced, what they have learnt or anything they want to express about the exchange programme

✓ Testimonial/ Self-reflection (around 200 words in English or Chinese)

✓ Photos

# Resources – Mahara Dashboard Page



Bruce Liu @ LTTC | Settings | 5 | Logout

Search users Go

Dashboard Content Portfolio Groups Administration

## Resources on ePortfolios

Year 1

General Education: Template  
English Enhancement Programme: Template | User Guide  
English for Academic Purposes I: Template

Field Experience

BEEd (EL): Template  
BEEd (GS/LS/MU): Template  
BEEd (CL): 中文版參考版面

User Guide: English Version | 中文版

More Resources:

General User Guide | Mahara Resources Page | LTTC ePortfolio webpage

## Notice: Default disk quota increased to 200MByte

Please be informed that in view of the growing demand, the default disk quota for Mahara users has been increased from 100MByte to 200MByte. Due to technical limitations, we might not be able to further increase the quota in a short period of time. Users might need to resize large photo before uploading to Mahara and put video files in the Google Drive for Education accounts provided by the Institute and embedded the hyperlink in their portfolio.

Thank you for your attention.

## ePortfolios for students

With the key objective of nurturing engaged and reflective learners, ePortfolio is implemented to offer a platform for students to manage, monitor and reflect upon their own learning during their study at HKIEd. Students are required to use ePortfolio to document their formal and informal learning experiences in General Education,

Language Enhancement, Co-curricular Learning and Overseas Exchange Opportunities. Students who are enrolled in teacher education programmes would also use ePortfolio for their Field Experience. Building the ePortfolio provides students with opportunities to consolidate and internalize the knowledge and skills acquired in the learning activities. For more details, please visit: [www.ied.edu.hk/lttc/ePortfolio](http://www.ied.edu.hk/lttc/ePortfolio).

## Digital Teaching Portfolios for academic and teaching staff

Funded by the Teaching Development Grant, this project was launched across the Hong Kong Institute of Education (HKIEd) in 2011 in an attempt to build a professional learning community via the use of digital teaching portfolio as a professional development tool. Since its launch, we have engaged staff members from various Departments and Units to develop digital teaching portfolios for professional development and knowledge exchange. For more information, please visit: [www.ied.edu.hk/lttc/dtp](http://www.ied.edu.hk/lttc/dtp).

### Inbox

- New activity on your watchlist
- New activity on your watchlist
- New activity on your watchlist
- New page access

### 明報即時新聞 RSS 總目錄

明報即時新聞 RSS 總目錄

Last updated on 05 May 2014, 6:00 AM

### Bruce Liu @ LTTC

My groups:

- 1168-13-EEP Test Group
- DUMMY
- ePortfolio 2013 (Administrator)
- ePortfolio Sharing Community
- FE-GS, LS, Eng (Administrator)
- Group Testing (Administrator)
- HKIEd ePortfolio Community (Administrator)
- Induction Programme
- International/Region Learning Experience (Administrator)
- LTTC Presenter
- LTTC\_examples of students ePortfolios (Administrator)
- Sandbox (Administrator)
- Student Portfolio Project (Administrator)
- WG\_SpromotionScheme
- \_testing

### Online users (Last 10 minutes)

- Bruce Liu @ LTTC
- PANG, TSZ YU 11099147 (TSZ YU
- YIP, KA LEE 11090749 (KA LEE )

Show all online users

### Links and resources

- HKIEd Home
- MyIED
- HKIEd Moodle
- e-Learning Walk-in Clinic
- Mahara 1.6 User Manual
- ePortfolio User Guide for Students
- Mahara Resources Page**



# Mahara Resource Page



## Team, ePortfolio's Profile

Member of HKIED

### What is ePortfolio?



### Da Vinci's ePortfolio in Youku

Here is the Youku video link:

[http://v.youku.com/v\\_show/id\\_XNjEzMTMSNzZM2.html](http://v.youku.com/v_show/id_XNjEzMTMSNzZM2.html)

### e-Learning Consultancy

Our Centre provides a wide range of user support services for staff and students in utilizing technology in learning and teaching, including the use of Moodle Learning Management System; the use of Mahara in building Student ePortfolio and Teaching Portfolio; administrative support for ITC Test / IT e-Portfolio Checking etc. Apart from scheduled and by-request workshops and hotline service, we also provide face-to-face individual consultation on technology use for learning and teaching.

If you have any enquiries, please feel free to contact us at 2948-7047/ [ltc@ied.edu.hk](mailto:ltc@ied.edu.hk) or by visiting our office at E-1/F-01.

### ePortfolio online community

Join our ePortfolio online community to share your ePortfolio and receive more tips about using ePortfolios! 😊

### Student ePortfolio Workshop

The workshop is designed for all students who wish to learn using Mahara to build their ePortfolios with hands-on practice. The workshop will walk you through the essential steps in creating ePortfolios for different courses and learning activities. Students

### User Guide for students

For all student

General ePortfolio User Guide

Online Course: Video tutorials on building ePortfolios

For FE student

English Version | 中文版

### Resources for students

General Education - Yr 1

Layout Instruction | Template

Create Secret URL

Submit Secret URL to Moodle

English Enhancement Programme - Yr 1

Step-by-step User Guide for EEP | Template | Layout Instruction

How to share your ePortfolio via Group

English for Academic Purposes I - Yr 1

English for Academic Purposes I - Yr 1

Template

IT ePortfolio Checking

Sample | Supporting Resources (self enroll)

### Overseas /Regional Experiences

Template:

Short-term Study Visits: GCA - 2012年文化交流研習營

交換生計劃 - 東北師範大學 (GCA)

International Exchange (IO)

Career Development Summer Internship Programme 2013 (SAO)





# Some Examples of Student ePortfolios

# Overseas Exchange



CGSS@Korea

by [redacted]

Image



Who am I?

Hi everyone. My name is Dorothy 도로시. Before joining the CGSS summer program, none of Korean words I understand, to be honest, I ever couldn't say hello and introduce myself in Korean. During attending the Korean language classes, I had felt frustrated but my Korean friends did help us a lot. Now, I definitely can introduce myself and order food in Korean. They had held lots of interesting activities for everyone who joined this programme. They really did a fabulous thing for us. I really enjoy the days I spent in Korea. In other words, K-pop isn't an only thing in Korea, there are fast food, nice people and traditional culture you can enjoy.



About the CGSS summer program

This summer program provided the Korean lifestyle which we could experience, lots of field trips, such as, DMZ TOUR and musical 'Jump', activities, like one day, cafe and Korean language classes to every participants.

The fabulous experience I never had before

The Catholic University of Korea was established in February 1885. The CUK is divided into three campuses: Sungsin, Sungail, and Sungsin. Sungsin, where you are studying, is a college with five different departments based on various studies. It is located in Gyeonggi-do, Bucheon-si. The campus has lots of facilities such as a dormitory, student restaurants, cafes, etc. I had learnt and met lots of friends during this summer program. Thanks everyone who is from different



countries I met in Korea.

Image



Field experience

CGSS arranged ample activities for us. My favourite activity is DMZ tour. In fact, I wasn't any interest in the relationship between North and South Korea. That's why I didn't expect going to DMZ tour. However, after going DMZ, I recommend everyone who travels Korea to go there. First of all, our school invited a guide tour who lived in North Korea when she was young to let us know what her life is like. Before going DMZ, I heard lots of sad things about North Korea but most of them are reported by South Korean and American. It is the reason why I don't define the news as true or not. Joining DMZ Tour, I heard the North Korean woman said and saw the land of North Korea, which made me so impressed. There also was a South Korean soldier who took us the 3rd tunnel.



Language improvement

We had Korean language classes from Monday to Thursday. Teachers and Korean friends helped us to learn Korean but it's still difficult for me to learn this language. One of our Korean even drew some pictures to help us remember every vowel. Besides, there were many nice and beautiful participants who are from Taiwan, Japan, America and Poland. That's why I had to speak Cantonese, English and Gutonghua to communicate with my friends. I'm so glad I met them and build up our friendship.

Korean food



❖ Self-introduction

❖ Digital artefacts:  
Photos-unique style  
of presentation

❖ Record of  
experience

❖ Reflection

# Summer School in Mainland



malhara

28/6-2/8 2014 Peking University Summer School

Back

by ZHANG, QIQI 11103960

## I was in the Old Summer Palace



## Profile information

This page is about my 2014 summer in Peking University.

- Country: Hong Kong
- First name: QIQI
- Last name: ZHANG
- Display name: ZHANG, QIQI 11103960
- Student ID: 11103960
- Email address: z11103960@eduhk.edu.hk

## The Great Wall




## With Friend



## Crazy Jump With Friends



## A Very Delicious Restaurant



## The Full View of the Bird's Nest



## The Peking University

The Peking University is very big and very beautiful. It may take me about 15 minutes to walk from the student hostel to the Unnamed Lake while in HK, I can travel finish around the HKEd more than once in 15 minutes! Students in this University usually have their own bicycles as real transportation

for convenience and saving time but people in HK may only use bicycles for doing sports. I found the differences are very fascinating. Besides, the most impressive view in my eyes in campus is the Unnamed Lake. The lake is very beautiful and when I was walking around it, I saw many graduates taking photos there, which must be greatly meaningful. The library there are also very big and there are a lot of various books belonging to different disciplines.

The four pictures below are the west gate of the Peking University, the Unnamed Lake, the library of Peking University, and my Logic and Reasoning lesson.

Posted by ZHANG, QIQI 11103960 on 08 September 2014, 4:14 PM | [Comment\(0\)](#)

## The West Gate of the Peking University



## The Unnamed Lake



## My Roommates in the Peking University



## The Palace Museum



## Travel to The Palace Museum

I remember that afternoon was very hot and there were a lot of people in the Palace Museum. Though the Palace museum was very crowded, our team successfully finished the visit to the very grand place. The sky was very blue.

## 湘港兩地大學生創業文化周

by ZHANG, QIQI 11103960



## 2014 內地參訪活動

## Image



## Image



## Image



## Image



## Image



## Image



## 湘港兩地大學生創業文化周

## 湘港兩地大學生創業文化周

Published: 2014/09/08 11:00:00 on 07 August 2014, 12:02 PM

湘港兩地大學生創業文化周  
 紀偉雄 黃國權 文龍 曾一 張一

## 一、湘港文化的初淺淺

## 「千年學府」——岳麓書院

湘港兩地大學生創業文化周，可謂是兩地大學生交流的重要平台。在這次活動中，我們有幸參觀了許多具有歷史意義的景點。其中，岳麓書院是我們在湖南訪問的第一站。這座書院始建於北宋開禧元年（1161年），是湖南歷史最悠久的學府之一。書院內有大量的古籍和文獻，是研究湖南歷史文化的寶庫。我們在書院內參觀了許多展覽，了解了湖南的歷史和文化。書院的建築風格非常古樸，充滿了歷史的氣息。我們在書院內度過了一個愉快的下午，收穫了很多知識和經驗。

書院內有許多名師，他們都是湖南的知名學者。我們在書院內聽了許多講座，了解了湖南的歷史和文化。書院的建築風格非常古樸，充滿了歷史的氣息。我們在書院內度過了一個愉快的下午，收穫了很多知識和經驗。

書院內有許多名師，他們都是湖南的知名學者。我們在書院內聽了許多講座，了解了湖南的歷史和文化。書院的建築風格非常古樸，充滿了歷史的氣息。我們在書院內度過了一個愉快的下午，收穫了很多知識和經驗。

書院內有許多名師，他們都是湖南的知名學者。我們在書院內聽了許多講座，了解了湖南的歷史和文化。書院的建築風格非常古樸，充滿了歷史的氣息。我們在書院內度過了一個愉快的下午，收穫了很多知識和經驗。

## 「湖湘一會」——湖南茶葉社文化賞析

湖南是中國茶葉的重要產地之一，也是中國茶葉文化的發源地。湖南茶葉社是湖南茶葉文化的重要代表之一。我們在湖南茶葉社參觀了許多展覽，了解了湖南茶葉的歷史和文化。茶葉社的建築風格非常古樸，充滿了歷史的氣息。我們在茶葉社內度過了一個愉快的下午，收穫了很多知識和經驗。

湖南是中國茶葉的重要產地之一，也是中國茶葉文化的發源地。湖南茶葉社是湖南茶葉文化的重要代表之一。我們在湖南茶葉社參觀了許多展覽，了解了湖南茶葉的歷史和文化。茶葉社的建築風格非常古樸，充滿了歷史的氣息。我們在茶葉社內度過了一個愉快的下午，收穫了很多知識和經驗。

湖南是中國茶葉的重要產地之一，也是中國茶葉文化的發源地。湖南茶葉社是湖南茶葉文化的重要代表之一。我們在湖南茶葉社參觀了許多展覽，了解了湖南茶葉的歷史和文化。茶葉社的建築風格非常古樸，充滿了歷史的氣息。我們在茶葉社內度過了一個愉快的下午，收穫了很多知識和經驗。

## Image



## Image



## Image



## Image



## Image



## Image





**Create your ePortfolio page using  
Mahara...**



# ePortfolio platform–Mahara

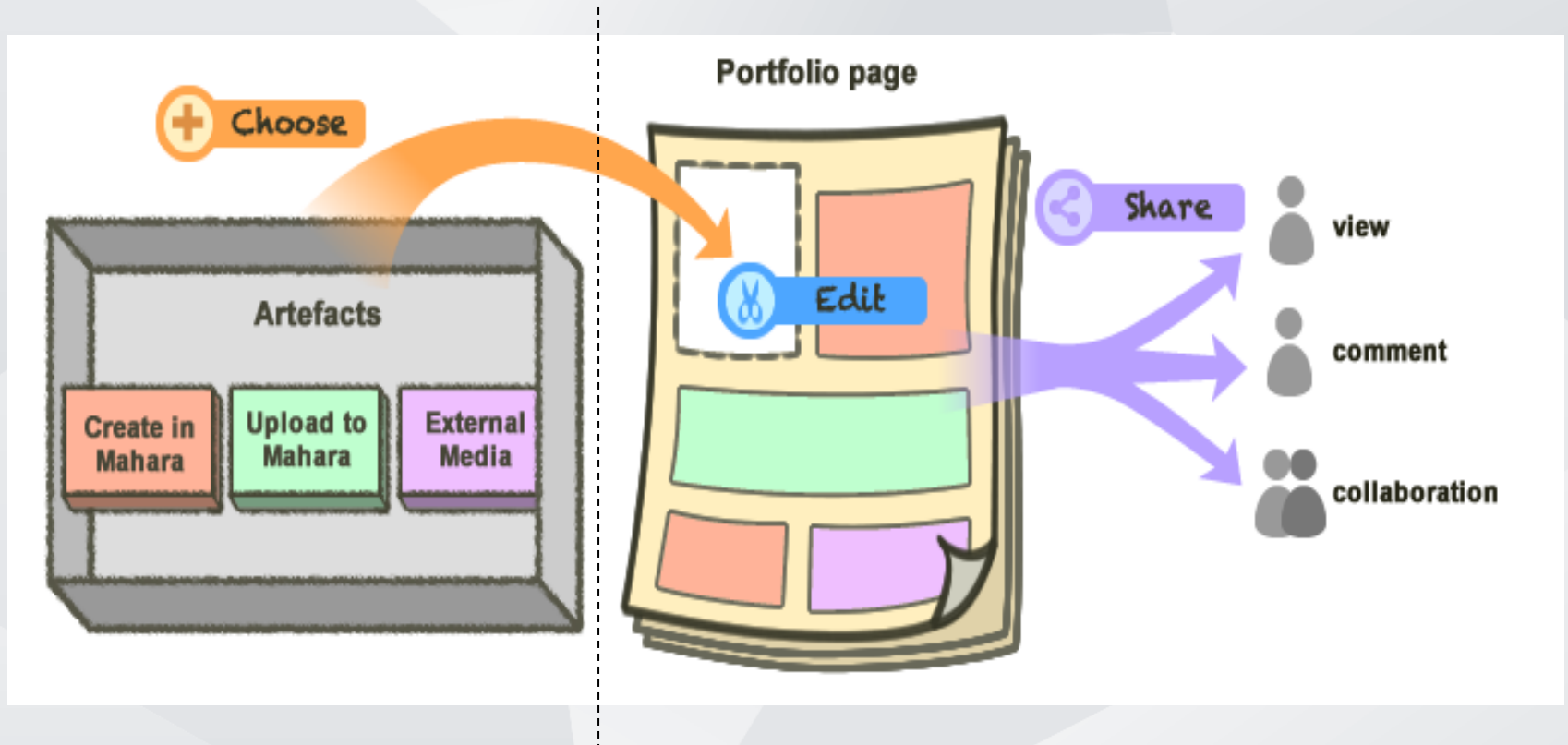


Mahara@HKIEd (<https://mahara.ied.edu.hk>)

- ▶ Use Firefox or Chrome (don't use IE)
- ▶ Create portfolio pages & control the access rights for each page created



# The workflow of using Mahara



# Uploading files/images



**Dashboard** **Content** **Portfolio** **Groups**

**Files** ⓘ

Upload your images once. Drag and drop to upload.

☐ Upload file ☐ Yes: The file I am attempting to upload is my own or I have express permission to reproduce and/or distribute this item. My use of this file does not breach any local Copyright legislation. This file also adheres to the Terms and Conditions outlined on this site.

**File**  no file selected (Max upload size 68.7MB)

**Create folder**

Create Folders

Choose the folder → Upload documents

**Upload file** ☒ Yes: The file I am attempting to upload is my own or I have express permission to reproduce and/or distribute this item. My use of this file does not breach any local Copyright legislation. This file also adheres to the Terms and Conditions outlined on this site.

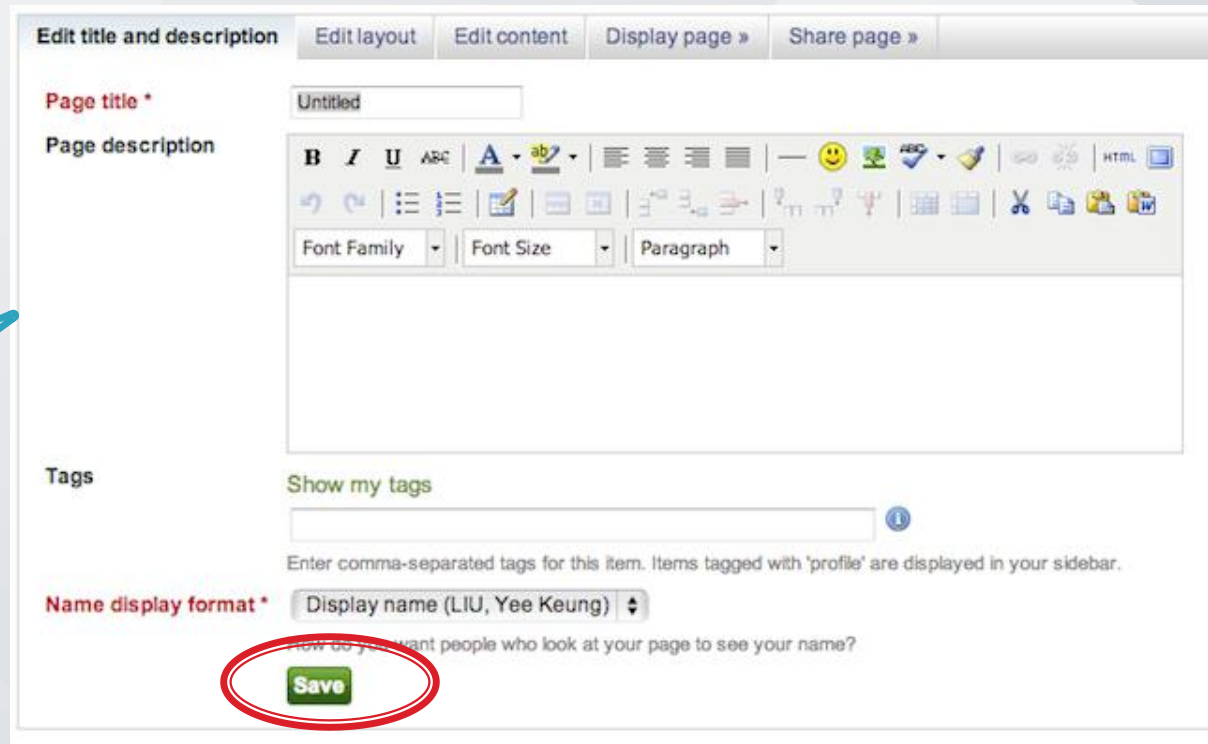
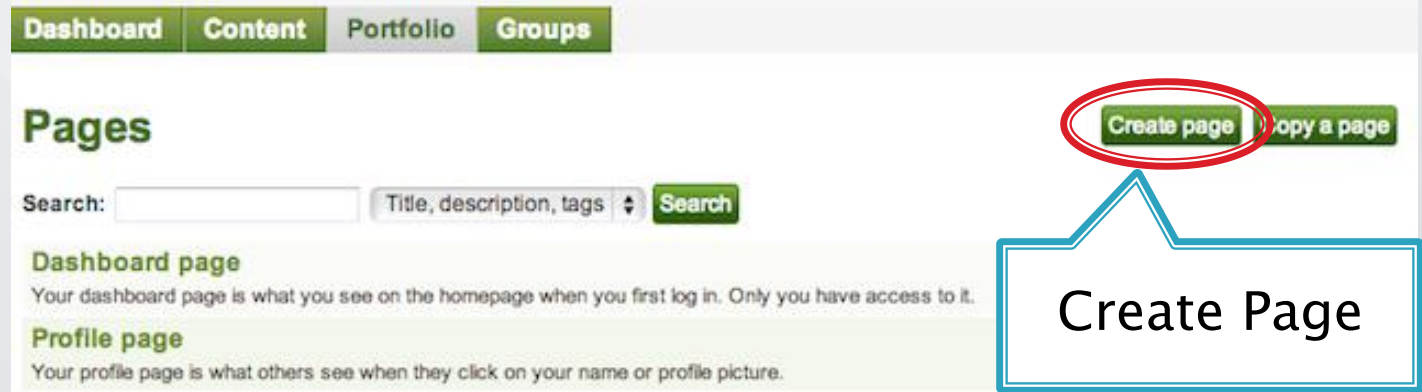
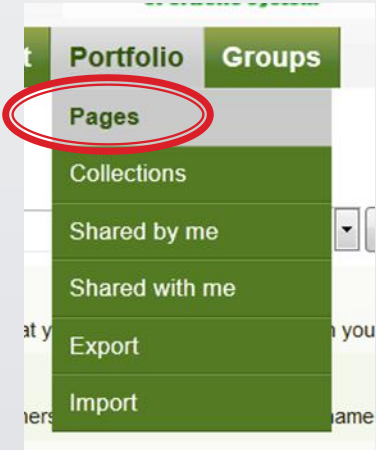
**File**  no file selected (Max upload size 68.7MB)

**Create folder**

**Home / Workshop**

Name	Description	Size	Date
Parent folder	Parent folder		

# Create Page








# Insert Textbox to Page





Edit title and description Edit layout **Edit content** Display page » Share page »


 **Text box**


 Image


 Media

 Journals

 General

 Personal info


 External

 Theme

No theme selected

*This area shows a preview of what your page will look like.  
Drag blocks below this line to add them to your page layout. You can drag blocks around your page layout to position them.*

**Done**



# Insert Images to Page



A screenshot of a web page editor's 'Edit content' interface. At the top, there are five tabs: 'Edit title and description', 'Edit layout', 'Edit content' (which is active), 'Display page »', and 'Share page »'. Below the tabs is a large preview area with a light gray border. Inside the preview area, there is a text instruction: 'This area shows a preview of what your page will look like. Drag blocks below this line to add them to your page layout. You can drag blocks around your page layout to position them.' To the left of the preview area is a vertical sidebar containing a list of content blocks. The 'Image' block is circled in red, and a red arrow points from it to the preview area. Below it, the 'Image gallery' block is also circled in red, with a red arrow pointing from it to the preview area. Other blocks in the sidebar include 'Text box', 'Media', 'File(s) to download', 'Form', 'HTML', 'Embedded media', 'PDF', 'Journals', 'General', 'Personal info', 'External', and 'Theme'. At the bottom of the sidebar, there is a dropdown menu for 'Theme' with 'No theme selected' as the current selection. A green 'Done' button is located at the bottom center of the preview area.

# Edit Page layout



Edit title and description | **Edit layout** | Edit content | Display page » | Share page »

▼ Basic options

Select how you would like your page to be laid out. ⓘ

☐ ☐ ☐ ☐ ☒ ☐

☐ ☐ ☐ ☐

→ Advanced options

Save

▼ Advanced options

1 row

☐ ☐ ☐ ☐ ☒

☐ ☐ ☐ ☐ ☐

☐ ☐

2 rows

☐ ☐ ☐ ☐ ☐

# Generate Secret URL



Edit access	Secret URLs
	1
	1
	1
	1
	1
	1
	1
	2

## Secret URLs: My Portfolio <sup>i</sup>

<https://mahara.ied.edu.hk/view/view.php?t=sLbNJIZ9nJy6gUp1r0FS>



New secret URL

Generate a new secret URL for My Portfolio



# Submission: Secret URL



- ▶ Submit your ePortfolio's secret URL to
- ▶ GCA : [gca@ied.edu.hk](mailto:gca@ied.edu.hk)
- ▶ IO: [iep@ied.edu.hk](mailto:iep@ied.edu.hk)

# LTTC ePortfolio Page



<http://www.ltcc.ied.edu.hk/?p=3439>

## Student ePortfolios



## Resources



Mahara  
Resources  
Page



ePortfolio  
Workshop



Self-learning  
Material



Online Course



Enquiry Hotline/  
e-mail



e-Learning  
Walk-in  
Consultancy



Tutor Corner

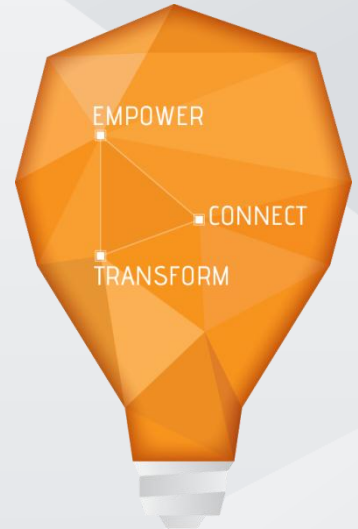


Online Image  
Editor



**Come to visit our website at**  
**<http://www.ied.edu.hk/Ittc/ePortfolios>**

- ▶ **Enquiry Hotline:** 2948 7047
- ▶ **Email:** Ittc@ied.edu.hk



Centre for Learning, Teaching and Technology

**e-LEARNING**  
IN HIGHER EDUCATION

